

Education in District 5

Number of Students (2004-05): **14,099**

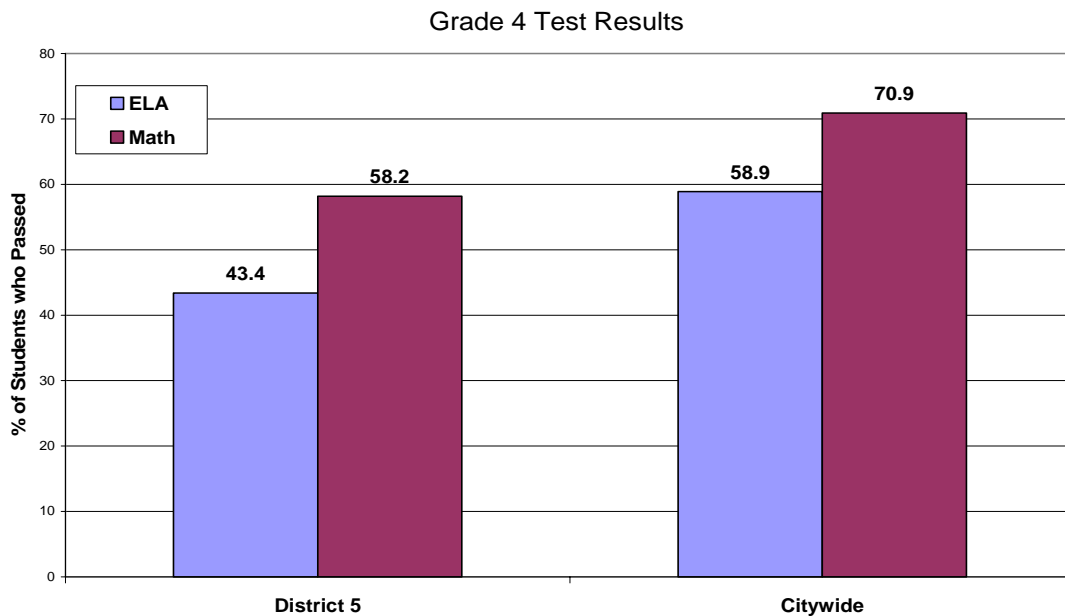
Number of Schools, PK-12 (2004-05): **26**

Pk-K	1239
Grade 1	1230
Grade 2	1197
Grade 3	1242
Grade 4	1118
Grade 5	1236
Grade 6	1380
Grade 7	1483
Grade 8	1178
Grade 9	869
Grade 10	511
Grade 11	404
Grade 12	319
Ungraded	693

Early Childhood Elem.	1
Elementary	14
Middle	5
Elem. through High School	3
High School	3

Elementary Grades

In the 2005-06 school year, students in District 5 Elementary grades perform significantly lower on both the State ELA and Math tests, as compared to the citywide averages. There exists a 15.5% gap between the citywide and District 5 percentage of 4th graders who pass the ELA State Test. There exists a 12.7% gap between the citywide and District 5 percentage of 4th graders who pass the Mathematics State Test (“passing” on both tests requires scoring at Level 3 or Level 4).

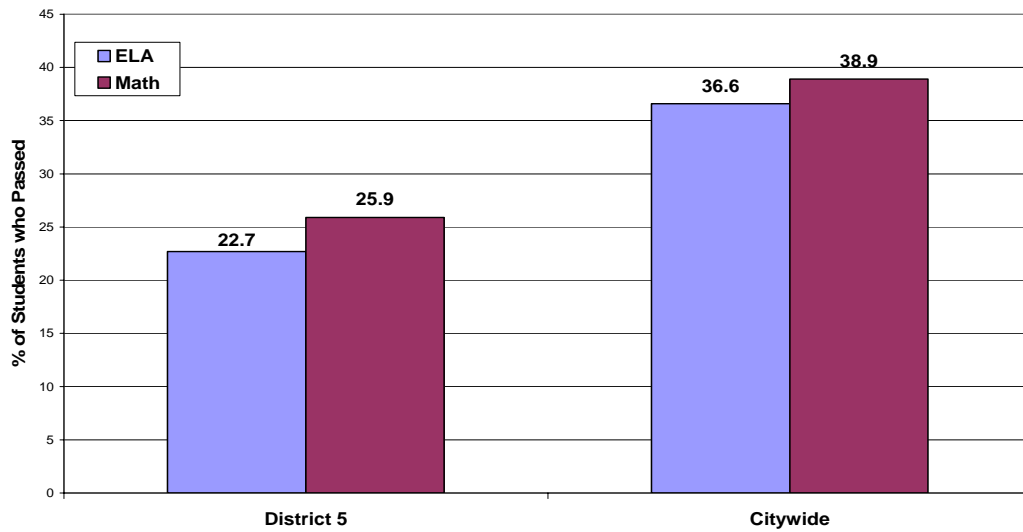


Source: NYC Dept. of Education, 2005-06 Test Results.

Middle Grades

The performance gap illustrated above further extends into the middle grades. While there is a 13.9% performance gap between citywide schools and District 5 schools on the 8th grade State ELA Test, the performance gap on the State Mathematics Test spans 13%. As illustrated above, it is important to note that the enrollment in District 5 middle grades is notably higher than elementary and high school grades.

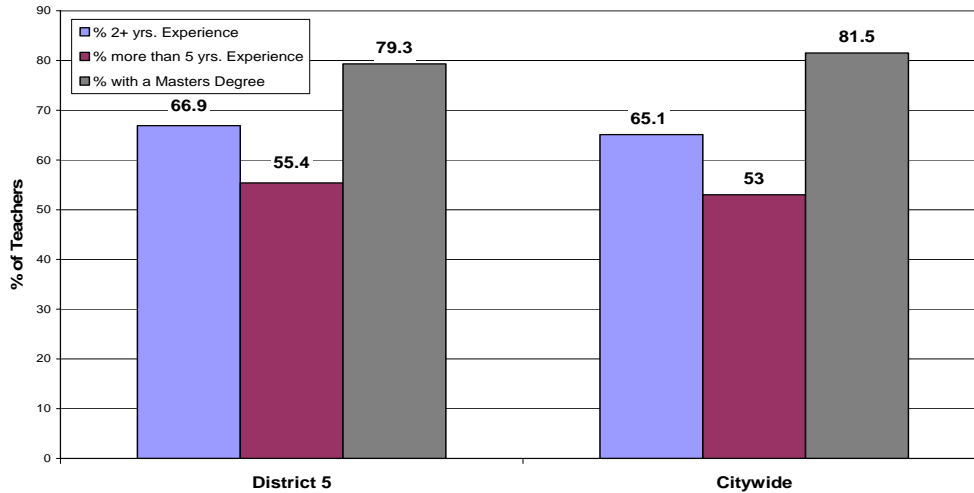
Grade 8 Test Results



Source: NYC Dept. of Education, 2005-06 Test Results.

Elementary/Middle grade Teachers, 2004-05¹

Teacher Qualifications



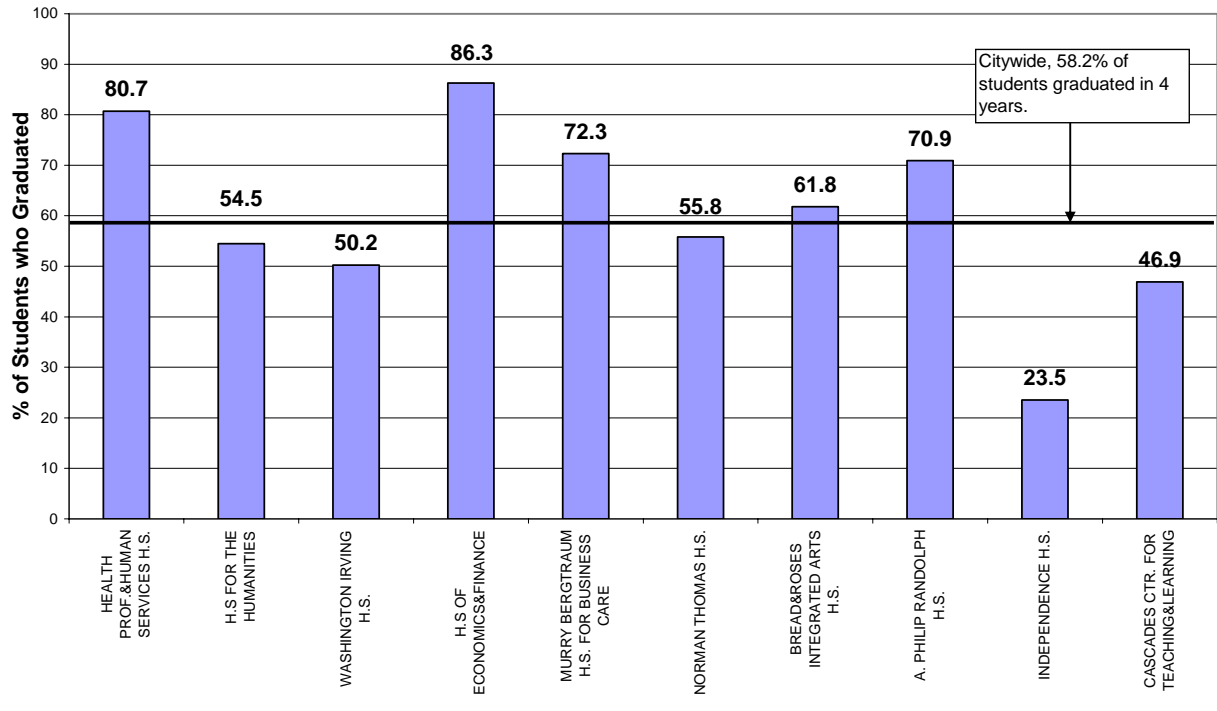
Source: NYC Dept. of Education, 2004-05 ASR.

¹ Includes Teachers with: % 2+ years of experience, % more than 5 years experience, and % with a Masters Degree.

High Schools that District 5 Students Attend, 2004-05.²

Of the 10 High Schools that District 5 students most frequently attend, 5 have graduation rates below the citywide average of 58.2% in the 2004-05 school year.

Graduation Rates of High Schools that District 5 Students Attend, 2004-05



Source: NYC Dept. of Education, 2005-06 Test Results.

² The High Schools included are: Health Profession and Human Services HS, HS for the Humanities, Washington Irving HS, HS of Economics and Finance, Murray Bergtraum HS for Business Care, Norman Thomas HS, Bread and Roses Integrated HS, A. Philip Randolph HS, Independence HS, Cascades Center for Teaching and Learning.